

GLITCH ART


•Tutorial•

★Style 1

① draw something with black or white lines
[opposite of background color]




② duplicate the drawing so you have 3



③ change colors
↓

④ move them on top of each other so they overlap



and you're done!

★Style 2


① draw something with black or white lines
[opposite of background color]



② outline the outside in red and the inside in blue



③ add lines sticking out & erase little bits



and you're done